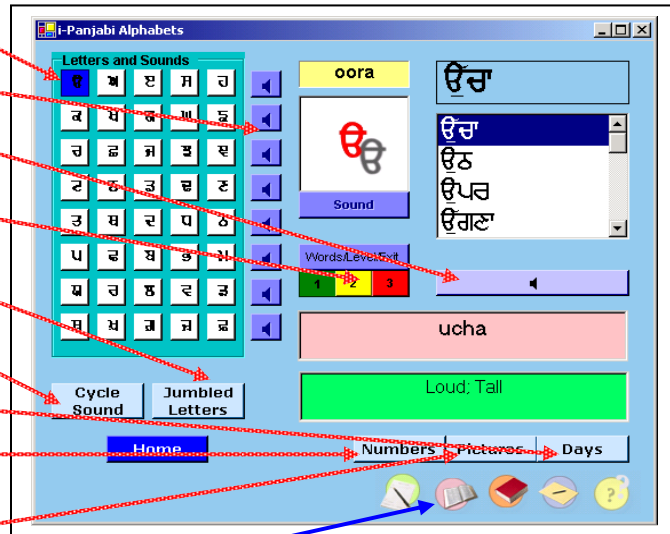




ALPHABET:

This is one of the main modules designed for the beginner and the intermediate learner. The screen shot shows the many options that the user can use to explore and learn the shapes and the sounds of the alphabet letters.

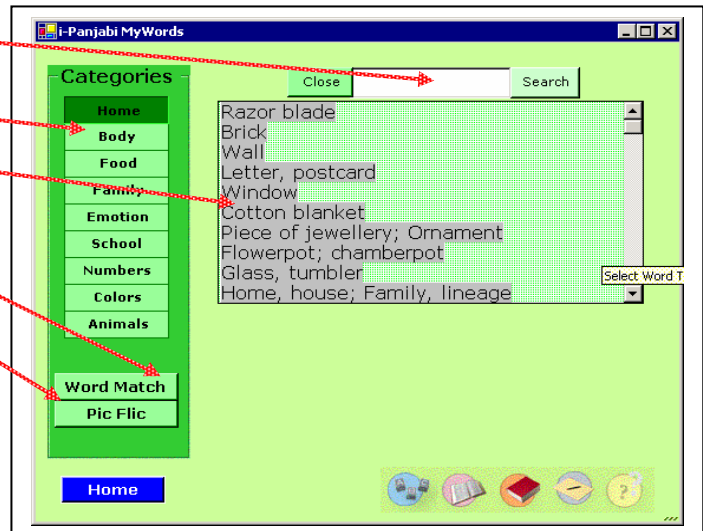
- Pronounce each alphabet *
- Pronounce 5 alphabets *
- Pronounce the word *
- Select Word difficulty level *
- Alphabet identification practice *
- Pronounce all alphabets *
- Count days of the week *
- Count numbers *
- See pictures & pronounce words *
- Go to other sections of the program



VOCABULARY:

The 'vocabulary' module is also targeted primarily at the beginner and the intermediate-level student, and the main activity is that of acquiring and familiarizing oneself with Panjabi vocabulary by categories. When a user selects one of these categories, the program searches the database and returns words in English. Each word is clickable and provides the Panjabi equivalent word or phrase, and some have sound files.

- Dictionary word search *
- Word categories *
- Word pronunciation *
- English–Panjabi word game *
- Picture identification game *

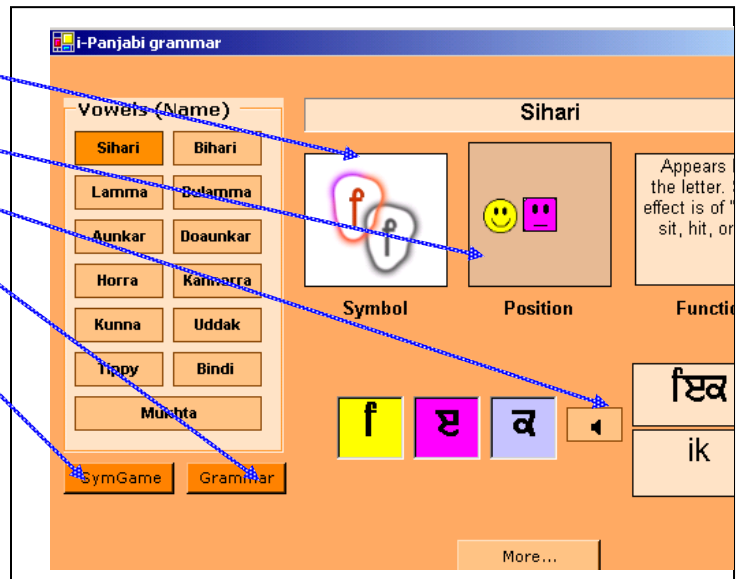




VOWELS & GRAMMAR:

In this module the user can learn the basic functions of vowels through recognition of the symbols, positioning and simple word usage. When the button for a particular vowel is clicked the program pronounces the vowel, displays its symbol and correct position by using simple words, and a description of its function. The SymGame[®] allows the player to insert vowels to complete a word which is stripped of all the vowels. For the intermediate learner, this module also includes a Grammar section on gender, plurals, and verbs.

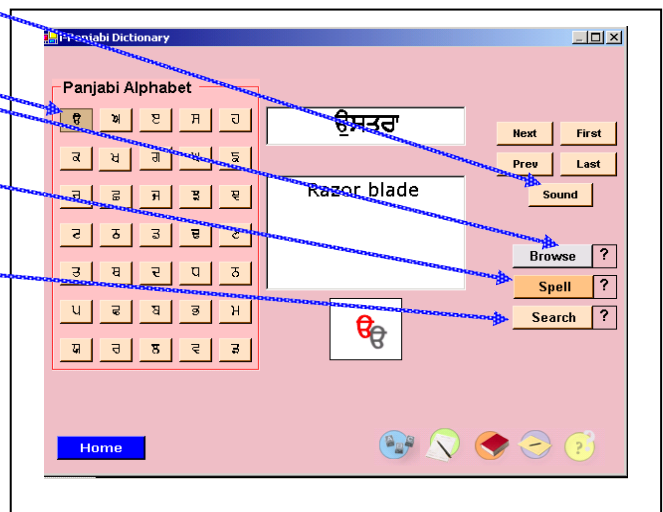
- ❑ Vowel symbol *
- ❑ Position of vowel *
- ❑ Pronounce vowel word *
- ❑ Grammar – gender, plural, verbs *
- ❑ Vowel insertion game *



DICTIONARY:

Three main activities are available to the user in this module: Learn to Spell Panjabi words by playing the Spelling Bee; Search the database for Panjabi/English words, and Browse the entire database one letter at a time for Panjabi and English vocabulary.

- ❑ Pronounce word *
- ❑ 'Browse' Panjabi/English dictionary *
- ❑ 'Spelling Bee' re-create the word game *
- ❑ 'Search' English to Panjabi *

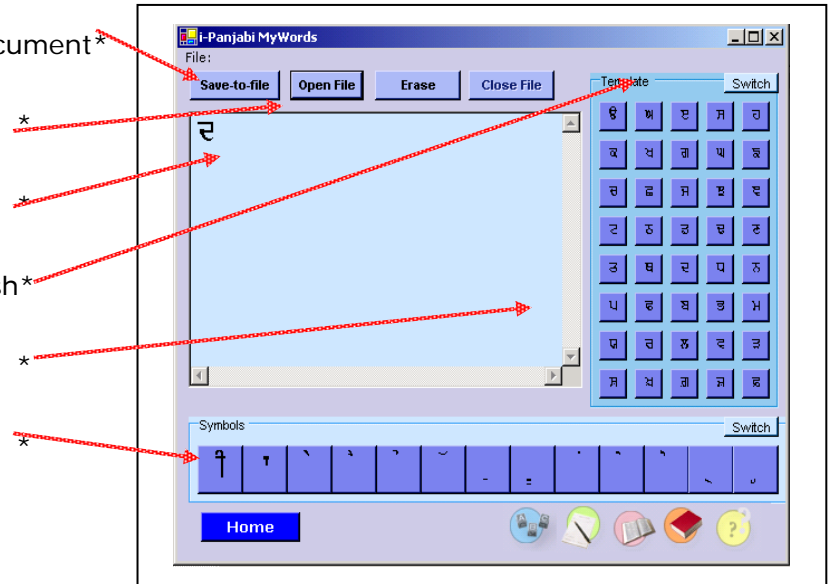




WRITING PAD:

This is the module where the user can literally put the Panjabi language to practice i.e., write it down. Whether you want to write a few-line message to your favorite relative or make a start on the next Indian epic the Writing Pad can get you going. The user is presented with a simple, easy-to-use writing pad and an active Panjabi-alphabet template, and can either use the keyboard or the mouse to write and edit Panjabi stories in the supplied font. A clickable hot button can be used to switch the Panjabi-alphabet template quickly to the equivalent English keys if needed. The stories can be saved as a Microsoft Word © document and can be imported back for editing.

- ❑ Save text as Microsoft Word © document *
- ❑ Retrieve saved document *
- ❑ Writing pad *
- ❑ Keyboard Switch– Panjabi & English *
- ❑ Alphabet Keyboard *
- ❑ Vowel Keyboard *



FUN AND GAMES:

For the convenience of the user, this module provides easy and direct access to all the interactive multimedia game-like activities in the iPanjabi program. Beginners can start playing games like 'Jumbled-Letters' or the 'Pictures & Sound', while intermediate users can challenge themselves with 'Word Match', 'Picture Cards', 'Missing Symbols' and the 'Spelling Bee'. These activities engage the user through interaction and the use of multimedia, and encourage learning through an interesting activity that is also fun.

ELEMENTS OF SIKHISM:

Although the iPanjabi software is primarily a tool for the development of linguistic skills, we have included an optional module on the 'Elements of Sikhism'. For the most part, the material in this section is directed mainly at our younger students, who (presumably under the guidance of their parents and grand parents) are at the beginning stages of appreciating Sikh history and the basic tenets of the Sikh faith.

Anyone remotely familiar with the birth and development of Sikhism knows that there exists an intimate and inseparable connection between the development of the Panjabi language, the history of the Sikhs and the sacred writings of the Sikh Gurus as compiled in the Guru Granth Sahib. For the majority of Sikhs, being able to read and understand these writings and access this history is the prime reason for learning and preserving the Panjabi language. We fully respect that the pursuit of religious studies is a very personal matter and depends on the individual's spiritual inclination and passion. It is for this reason that we have made this module optional.

This module provides an elementary foundation of a number of important elements of Sikhism, including bio-sketches of the Ten Gurus, important Sikh principles and history such as the formation of the Khalsa, the meaning of the Five K's, and the names of the Five Takhts. An important section includes two of the most revered Sikh prayers: Japji Sahib and Ardaas. Panjabi, English and Romanized versions are provided so that even the youngest of the readers can begin to understand and recite these important prayers. Also included is an extensive Test-bank of questions on various aspects of Sikh history. This is particularly important for students in that it provides a solid body of knowledge about Sikhism and can also serves as a strong motivating factor for further studies.